



2022 Municipal and School Board Elections

FINAL REPORT

Table of Contents

Section 1: Election Results

Section 2: Voter Information Letter (VIL) Control Statistics

Section 3: Turnout Statistics

Turnout by Segment

Turnout by Channel and Device

Turnout by Country

Turnout by Age

Turnout Charts

Number of Votes by Date / Time

Number of Votes by Channel by Ward

Section 4: Voting Session Statistics

Section 5: Anomalous Voting

General Notes

The following notes are presented in a summarized fashion:

- ✓ All times presented are in **Eastern Time (Toronto)**.
- ✓ No votes were reset in this election.

Township of Douro-Dummer
894 South Street P.O. Box 92 Warsaw, ON K0L 3A0 Canada

To Whom It May Concern:

The following election results are certified by Simply Voting to have been securely processed and accurately tabulated by our independently managed service.

Respectfully yours,



Brian Lack
President
Simply Voting Inc.

Results - 2022 Municipal and School Board Elections

Start: 2022-10-11 10:00:00 America/Toronto

End: 2022-10-24 20:00:00 America/Toronto

Turnout: 2669 (36.9%) of 7230 electors voted in this ballot.

Mayor

Option	Votes
Heather WATSON	1501 (57.2%)
Jim COYLE	1124 (42.8%)
VOTER SUMMARY	
Total	2669
Abstain	44 (1.6%)

Deputy Mayor

Option	Votes
Harold NELSON	1499 (59.7%)
Marc TRUDEAU	1010 (40.3%)
VOTER SUMMARY	
Total	2669
Abstain	160 (6.0%)

Councillor, Ward 1 (Douro Ward)

Option	Votes
Ray JOHNSTON	530 (41.8%)
Marie HOWRAN	383 (30.2%)
Mark PORTER	356 (28.1%)
VOTER SUMMARY	
Total	1341
Abstain	72 (5.4%)

Councillor, Ward 2 (Dummer Ward)

Option	Votes
Adam VERVOORT	703 (55.6%)
Shelagh LANDSMANN	561 (44.4%)
VOTER SUMMARY	
Total	1328
Abstain	64 (4.8%)

Trustee, English Separate School Board

Option	Votes
Jennifer LEAHY	257 (60.6%)
Frank DOYLE	167 (39.4%)
VOTER SUMMARY	
Total	463
Abstain	39 (8.4%)

Trustee, French Public School Board

Option	Votes
Kristine DANDAVINO	1 (100.0%)
Serge PAUL	0 (0.0%)
VOTER SUMMARY	
Total	1
Abstain	0 (0.0%)

Voter Information Letter (VIL) Control Statistics

Generated VILs

Statistic Description	Total	Unique Electors	Electors Who Voted
Mailed VILs <i>VILs printed and mailed by Taylor Demers</i>	7205	7205	2603
Generated VILs <i>VILs printed from VoterView</i>	339	319	165
Emailed VILs <i>VILs emailed from VoterView</i>	112 <i>(3 bounced)</i>	101 <i>(3 bounced)</i>	96 <i>(3 bounced)</i>

Outstanding VILs

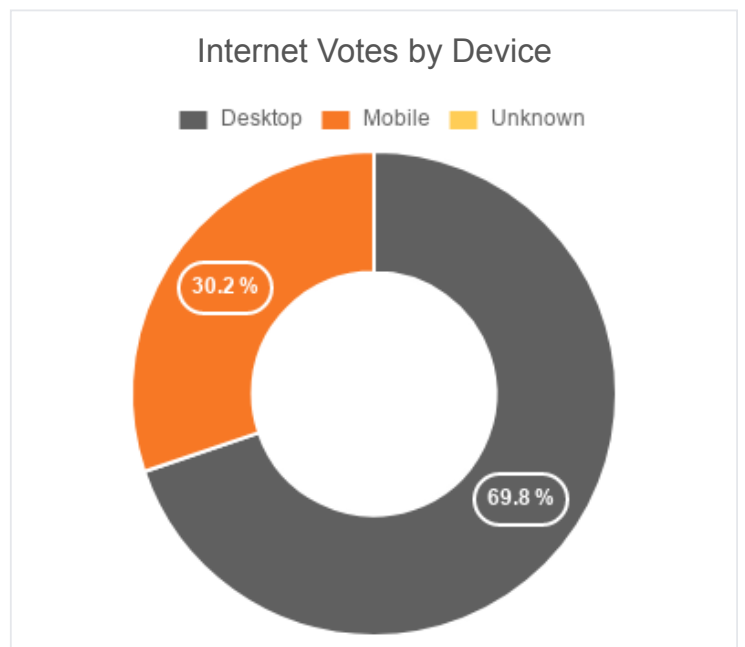
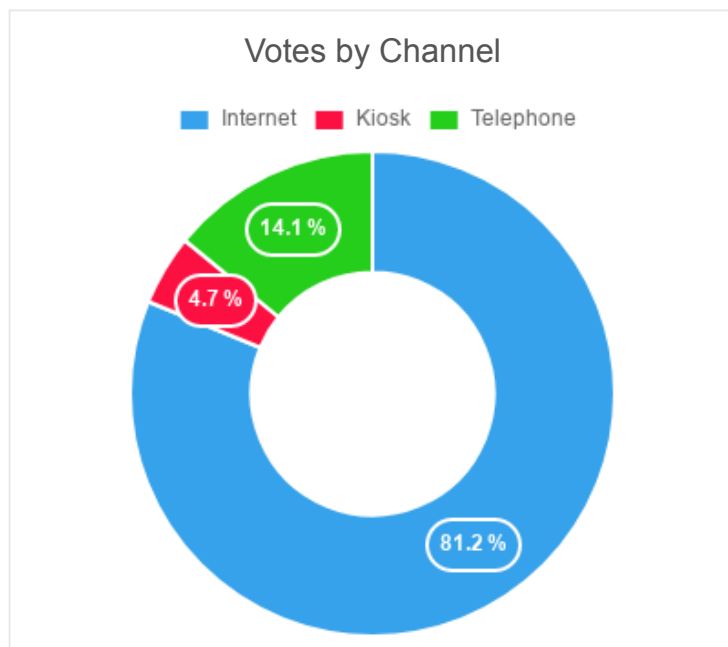
Statistic Description	Unique Electors
Mailed VILs <i>Electors whose most recent VIL was printed and mailed by Taylor Demers</i>	6819
Generated VILs <i>Electors whose most recent VIL was printed from VoterView</i>	310
Emailed VILs <i>Electors whose most recent VIL was emailed from VoterView</i>	101
No VIL <i>Electors who did not get a VIL</i>	0

Turnout by Segment Statistics

Ward	School Board	Electors	Voted	% Voted
01	English Public	2453	969	39.5
01	English Separate	703	360	51.2
01	French Public	5	1	20.0
01	French Separate	8	4	50.0
01	None	26	7	26.9
	TOTAL	3195	1341	42.0
02	English Public	3686	1205	32.7
02	English Separate	299	103	34.4
02	French Public	1	0	0.0
02	French Separate	1	0	0.0
02	None	48	20	41.7
	TOTAL	4035	1328	32.9
TOTAL	English Public	6139	2174	35.4
TOTAL	English Separate	1002	463	46.2
TOTAL	French Public	6	1	16.7
TOTAL	French Separate	9	4	44.4
TOTAL	None	74	27	36.5
	TOTAL	7230	2669	36.9

Turnout by Channel and Device Statistics

Statistics	Quantity	%
Number of eligible electors	7230	
Voter participation	2669	36.9
Total voters who voted by Internet	2167	81.2
Total voters who voted by Kiosk	125	4.7
Total voters who voted by Telephone	377	14.1
Internet / Kiosk vote by device type: desktop	1599	69.8
Internet / Kiosk vote by device type: mobile	693	30.2
Internet / Kiosk vote by device type: unknown	0	0.0



Turnout by Country Statistics

 Note: "Not captured" represents telephone votes.

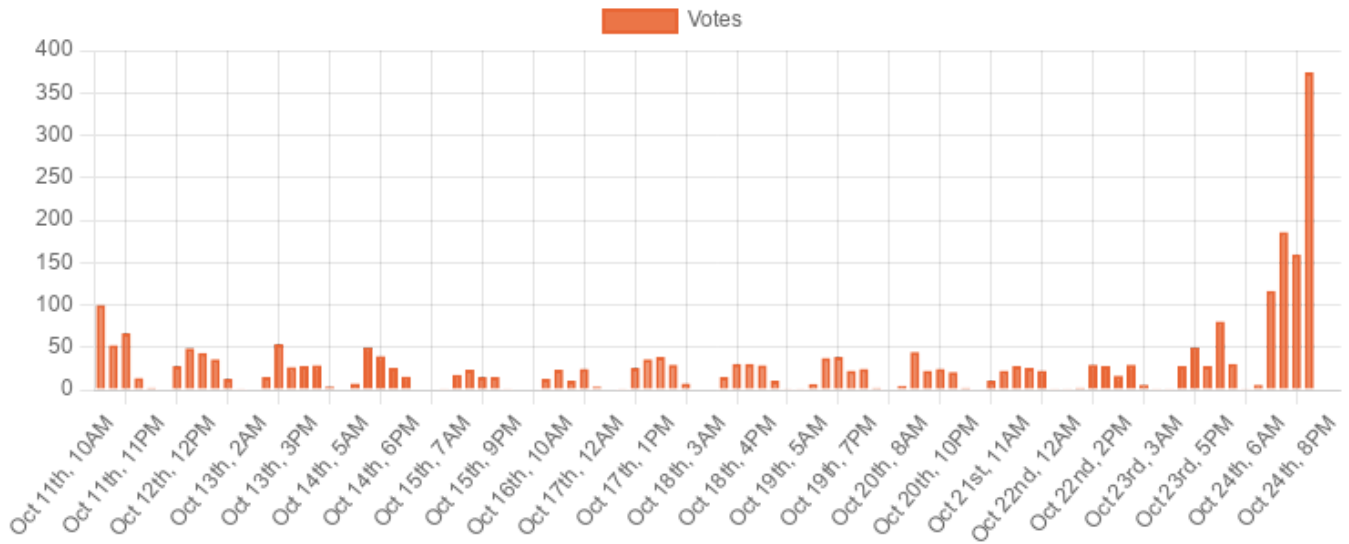
Country	Voted	% Voted
Canada	2269	85.0
Not captured	377	14.1
United States	16	0.6
Italy	3	0.1
United Kingdom	1	0.0
Spain	1	0.0
Argentina	1	0.0
Germany	1	0.0

Turnout by Age

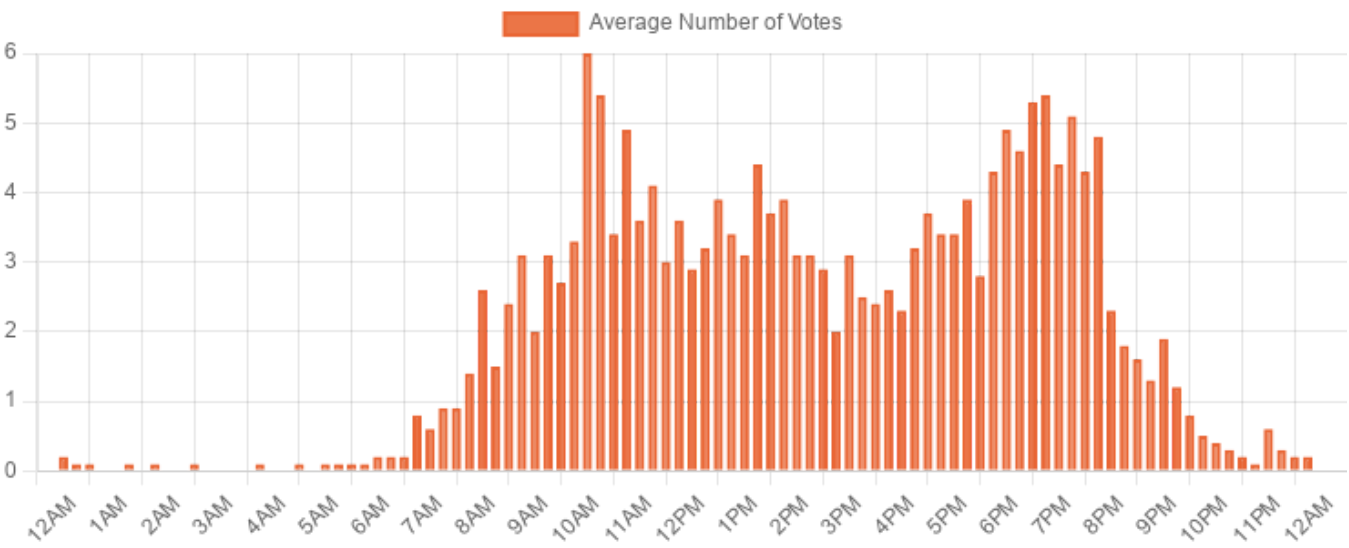
Age Range	Electors	Voted	% Voted
18-24	268	84	31.3
25-34	843	155	18.4
35-44	1038	280	27.0
45-54	1020	329	32.3
55-64	1597	628	39.3
65-74	1374	691	50.3
75-84	743	415	55.9
85+	229	87	38.0
Unknown	118	0	0.0

Turnout Charts

Cumulative Turnout



Average Turnout



Number of Votes by Date / Time Statistics

Hour	11-Oct	12-Oct	13-Oct	14-Oct	15-Oct	16-Oct	17-Oct	18-Oct	19-Oct	20-Oct	21-Oct	22-Oct	23-Oct	24-Oct
0	0	0	0	0	0	0	0	0	0	0	1	1	1	2
1	0	0	0	0	0	0	0	0	1	0	0	1	0	0
2	0	0	0	0	0	0	0	0	0	0	0	0	2	0
3	0	0	0	0	0	0	0	0	2	0	0	0	0	0
4	0	0	0	0	0	0	0	0	0	0	0	0	0	1
5	0	0	0	1	0	0	1	0	0	0	0	0	1	2
6	0	2	4	0	0	0	1	0	0	1	1	0	1	10
7	0	7	0	4	2	3	1	1	2	1	7	3	0	20
8	0	14	12	9	3	2	8	7	4	5	6	9	12	43
9	0	12	11	11	7	6	11	9	7	12	10	5	9	45
10	47	19	14	21	7	6	15	8	15	19	9	16	11	68
11	21	16	25	13	7	5	9	11	15	12	3	6	15	42
12	23	9	11	13	6	10	14	10	5	7	5	7	8	60
13	23	15	9	19	6	5	11	7	12	9	11	12	24	49
14	18	10	5	5	9	4	8	12	14	5	11	5	9	41
15	11	14	7	8	4	3	10	8	10	8	7	6	5	48
16	15	8	10	8	5	2	14	8	8	12	9	7	12	59
17	29	5	5	7	3	5	5	4	7	5	8	6	13	99
18	19	17	11	8	6	8	17	16	8	7	8	7	25	127
19	14	13	9	9	3	9	6	5	9	4	10	10	29	129
20	8	4	7	2	6	5	8	7	10	7	5	9	19	0
21	6	3	12	2	0	4	1	1	4	4	1	2	21	0
22	0	2	1	0	1	0	0	2	3	3	0	1	2	0
23	3	1	4	0	0	0	1	1	2	0	0	2	4	0
TOTAL	237	171	157	140	75	77	141	117	138	121	112	115	223	845

Number of Votes by Channel by Ward Statistics

Ward	Channel	Quantity
01	Internet	1083
01	Kiosk	55
01	Telephone	203
	TOTAL	1341
02	Internet	1084
02	Kiosk	70
02	Telephone	174
	TOTAL	1328

Voting Session Statistics


Voting Session Length

Channel	Minimum	Maximum	Average
Internet	9.0 seconds (~0.2 minutes)	3,918.0 seconds (~65.3 minutes)	79.4 seconds (~1.3 minutes)
Kiosk	14.0 seconds (~0.2 minutes)	356.0 seconds (~5.9 minutes)	52.3 seconds (~0.9 minutes)
Telephone	41.0 seconds (~0.7 minutes)	197.0 seconds (~3.3 minutes)	68.9 seconds (~1.1 minutes)

Ballot Completion Statistics

Channel	Ballot Opened	Ballot Filled	Voted	Abandoned
Internet and Kiosk	2297	2295	2292	5 (~0.2%)
Telephone	375	375	374	1 (~0.3%)

Cross-Channel Statistics

-  These statistics show either:
- a voter first logged in to internet / kiosk voting but subsequently completed their vote by telephone
 - a voter first logged in to telephone voting but subsequently completed their vote by internet / kiosk

Type	Quantity
Internet and Kiosk → Telephone	0
Telephone → Internet and Kiosk	0